



SimilarWeb

Website Analysis Overview Report

January 2018

- diariosierras.com • radiojesusmaria.com.ar
- somosradionativa.word...
- caleraproduccionestv.co...



View the full analysis at: <https://pro.similarweb.com>

Global Rank

Oct 2017 - Dec 2017, Worldwide

diariosierras.com	#2,140,782
radiojesusmaria.com.ar	#695,063
somosradionativa.wordpress.com	#11,676,915
caleraproduccionestv.com	#4,449,009

Country Rank

Oct 2017 - Dec 2017, Argentina

diariosierras.com	#31,415
radiojesusmaria.com.ar	#9,454
somosradionativa.wordpress.com	#356,081
caleraproduccionestv.com	-

Category Rank

Oct 2017 - Dec 2017, Worldwide

diariosierras.com	-
radiojesusmaria.com.ar	-
somosradionativa.wordpress.com	-
caleraproduccionestv.com	-

Website Audience

Total Visits

Oct 2017 - Dec 2017, Worldwide

Domain	%	#
diariosierras.com		126,242
radiojesusmaria.com.ar		261,119
somosradionativa.wordpress.com		6,855
caleraproduccionestv.com		57,455

Traffic Share

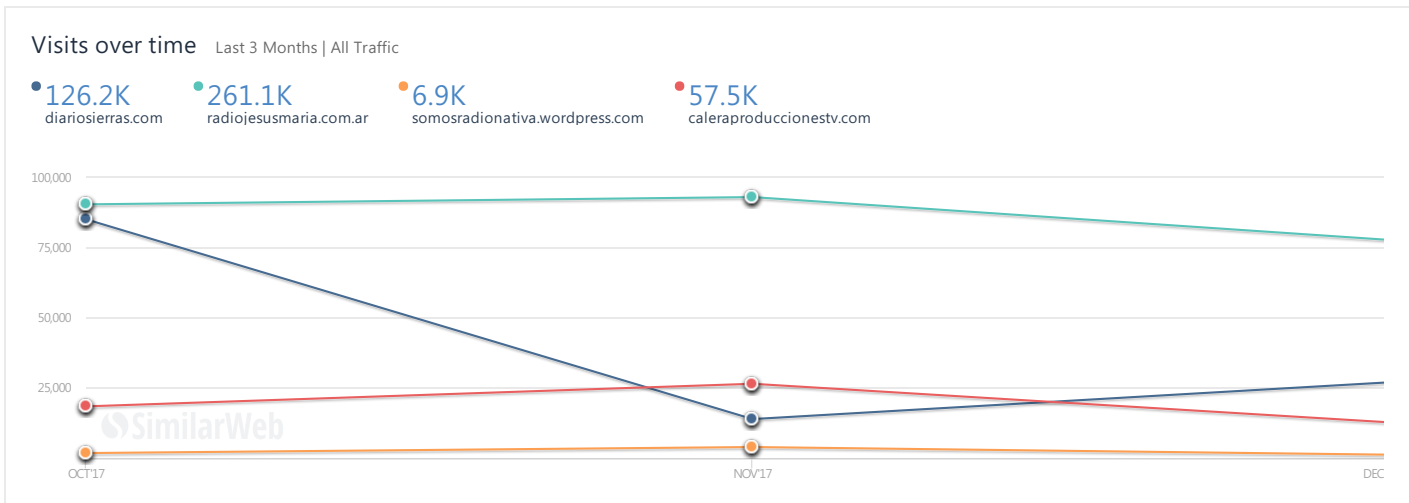
Oct 2017 - Dec 2017, Worldwide

Domain	%	Relative Share
diariosierras.com	6.35%	93.65%
radiojesusmaria.com.ar	25.09%	74.91%
somosradionativa.wordpress.com	16.56%	83.44%
caleraproduccionestv.com	3.12%	96.88%

Engagement

Oct 2017 - Dec 2017, Worldwide

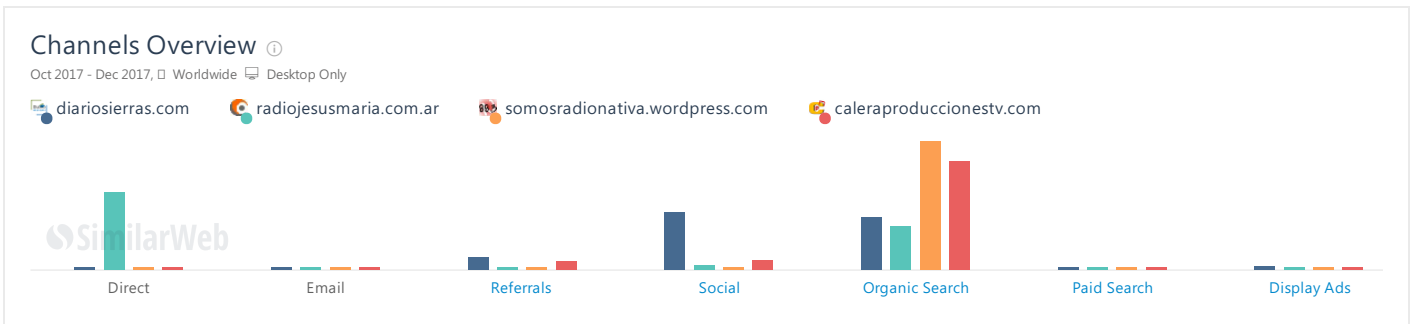
Domain	Monthly Visits	Unique Visitors	Visits / Unique Visitors	Avg. Visit Duration	Pages/Visit	Bounce Rate
diariosierras.com	42,081	10,317	4.08	00:01:37	1.79	50.14%
radiojesusmaria.com.ar	87,040	28,038	3.10	00:02:51	1.74	71.46%
somosradionativa.wordpress.com	< 5,000	< 5,000	2.50	00:00:00	1.06	38.08%
caleraproduccionestv.com	19,152	< 5,000	4.74	00:00:29	1.93	14.47%



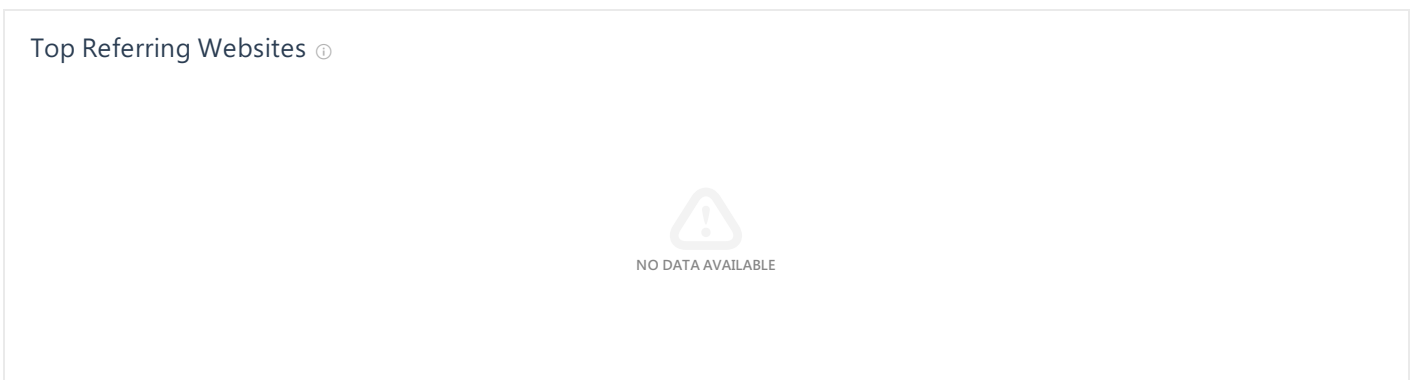
Geography



Marketing Mix



Referrals



Search

Top Search Terms Organic

Oct 2017 - Dec 2017, Worldwide Desktop Only

Search Term	Traffic Share	Group Share Split	Volume	CPC
radio jesus maria	26.04%	100.0%	10,620	\$0.19
diarios de jesus maria cordoba	7.88%	100.0%	20	-
jesus maria 2018	3.28%	100.0%	3,360	\$0.03
la beriso en jesus maria el productor	2.66%	100.0%	-	-
navarro maraton en el norte	2.12%	100.0%	-	-

Social

Social Traffic

Oct 2017 - Dec 2017, Worldwide Desktop Only



Display Advertising

Top Publishers



Display Ad Network ⓘ

Oct 2017 - Dec 2017, Worldwide Desktop Only



Traffic Destination

Top Ads Destination ⓘ

Oct 2017 - Dec 2017, Worldwide Desktop Only

